


FRONT



INSTRUCTIONS

Please keep these instructions for future reference as they contain important information.

MODE D'EMPLOI

Conservé ce mode d'emploi pour s'y référer en cas de besoin car il contient des informations importantes.

BEFORE YOU BEGIN • AVANT DE JOUER

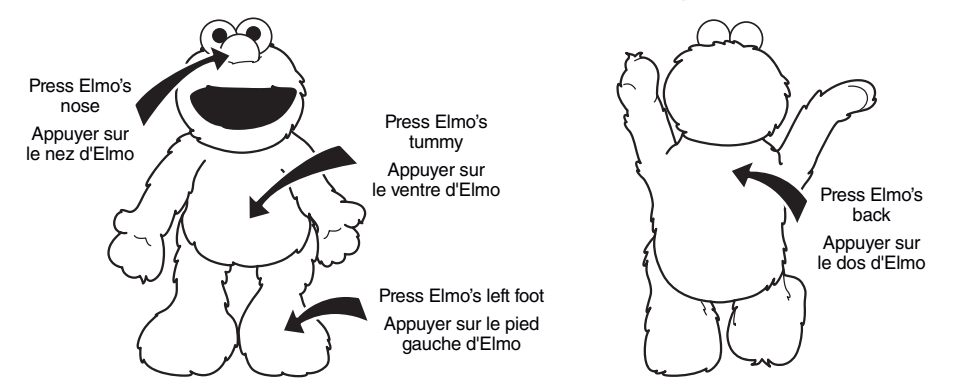
- Remove and discard the "Try Me" pull-tab, located next to the battery compartment on the bottom of Elmo's left foot (see battery diagram). Once the pull-tab is removed, the toy will perform its full play pattern as described below. Retirer et jeter la languette de démonstration située près du compartiment des piles sous le pied gauche d'Elmo (voir diagramme). Une fois la languette de démonstration retirée, toutes les fonctions du jouet peuvent être actionnées comme indiqué ci-après.
- Be sure the ON/OFF switch is in the ON position. The ON/OFF switch is also located next to the battery compartment. S'assurer que l'interrupteur MARCHE/ARRÊT est à la position MARCHE. L'interrupteur MARCHE/ARRÊT est situé près du compartiment des piles.

NOTE: Under certain conditions, the product can malfunction due to static electricity. If this occurs, simply reset the toy by turning the power switch off and then on again.
REMARQUE : Dans certaines circonstances, l'électronique statique peut nuire au bon fonctionnement du produit. Dans ce cas, il suffit de réinitialiser le jouet en l'éteignant puis en le remettant en marche.

HOW TO PLAY • COMMENT JOUER

- NOTES • REMARQUES :**
 - For best performance, place Elmo on a hard, flat surface.
 - Pour de meilleurs résultats, placer Elmo sur une surface dure et plane.
 - Place Elmo's chair directly behind his legs while he is standing.
 - Mettez la chaise d'Elmo directement derrière ses jambes quand il est debout.

Elmo has life-like movements. His mouth moves as he speaks, he gestures with his hands, he can cross his leg when he sits, he stands up, dances... and more! Elmo encourages your child to interact with him. There are 4 "activation points" where you can press Elmo to begin play and interact with him during play. Elmo fait des mouvements très réalistes. Il bouge la bouche en parlant, il fait des gestes avec ses mains, il peut se croiser les jambes quand il est assis, il peut se lever, danser... et plus encore! Elmo encourage l'enfant à interagir avec lui. Appuyez sur un des 4 points d'activation suivants pour commencer le jeu et interagir avec Elmo.



1

Sesame Workshop®, Sesame Street® and associated characters, trademarks and design elements are owned and licensed by Sesame Workshop. ©2009 Sesame Workshop. All Rights Reserved.
Sesame Workshop™, Sesame Street™ et les personnages, les marques et les éléments de design afférents appartiennent à Sesame Workshop. Utilisation sous licence. ©2009 Sesame Workshop. Tous droits réservés.
Fisher Price, Inc., a subsidiary of / une filiale de Mattel, Inc., East Aurora, NY 14052 U.S.A.
PRINTED IN CHINA. Manufactured for Fisher-Price, ©2009 Mattel, Inc. All Rights Reserved.
*and * designate U.S. trademarks of Mattel, Inc., unless otherwise indicated.
IMPRIMER EN CHINE. Fabriqué pour Fisher-Price. Tous droits réservés.
*et * désignent des marques de Mattel, Inc. aux E.U., sauf indication contraire.
Mattel Canada Inc., Mississauga, Ontario L5R 3W2.
You may call us free at / Composés sans frais le 1-800-432-5437.
Mattel U.S. Ltd., 73994th Business Park, Maplehead 5L6 4J8.
Helpline: 01628 500303.
Mattel France, 27733 rue d'Antony, BP60145, 94523 Rungis Cedex N° Cristal 0969 35 99 99 (Numéro non surtaxé) ou www.allmattel.com.
Mattel B.V., Postbus 576, 1180 AN Amstelveen, Nederland. 0800 - 2628835.
Mattel Belgium, Trade Mart, Atomiumsquare, Bogota 202 - B 275, 1020 Brussels.
Gratis nummer België: 0800 - 16 936 - Gratis nummer Luxemburg: 800 - 22 784 - Gratis nummer Nederland: 0800 - 262 88 35.
Deutschland: Mattel GmbH, An der Tilla 75 D-63303 Dreieich.
Schweiz: Mattel AG, Monbijoustrasse 68, CH-3000 Bern 23.
Österreich: Mattel Ges.m.b.H., Campus 21, Liebermannstraße A01 404, A - 2345 Brunn/Geirghe.
Mattel Scandinavia A/S, Ringvej 4C, DK-2605 Brøndby.
Mattel Northern Europe A/S, Sinalallantie 9, 00300 ESPOO, Puh. 010 821 6600.
Mattel Italy Srl, Centro Direzionale Maciachini, Via Benigno Crespi 19/C, 20159 Milano.
Servizio assistenza clienti: CustomerSupport@mattel.com - Numero verde 800 11 37 11.
Mattel España, S.A., Avda. 200, 08038 Barcelona, servicio.spain@mattel.com Tel. 902.20.30.10
http://www.service.mattel.com/es
Mattel Portugal Lda, Av. da República, nº 80/96, 2º andar Fração 2, 1600-206 Lisboa.
Tel. Numero Verde: 800 10 10 71 - consumidors@mattel.com.
Mattel AEBE, Ελληνικό 2, 16777 Ελληνικό, Ελλάδα.
Mattel Australia Pty. Ltd., Richmond, Victoria, 3121.
Consumer Advisory Service - 1300 135 312.
Mattel East Asia Ltd., Room 1106, South Tower, World Finance Centre, Harbour City, Tsimshatsui, HK, China.
Dimppon & Dieckman Ooh: Mattel SEA Ptd Ltd. 0995332 Pj Lot 135, 13th Floor, Menara Lien Hoe, Persiarana Tropicana Golf Country Resort, 47410 Pj. Tel:03-78803817, Fax:03-78803867.
Mattel, Inc. 636 Grand Avenue, East Aurora, NY 14052 U.S.A. Consumer Relations 1-800-432-5437.
Importado y distribuido por
Mattel de México, S.A. de C.V., Insurgentes Sur # 3579, Torre 3, Oficina 601, Col. Talpan, Delegación Talpan, C.P. 14020, México, D.F.
R.F.C. MME-02001-883, Tel.: 59-51-40 Ext. 5206 e - 01-800-463-59-89.
Mattel Chile, S.A., Avenida Americo Vespucio 501-B, Quilicura, Santiago.
Mattel de Venezuela, C.A., RF 3301596439, Ave. Mara, C.C. Macaracay Plaza, Torre B, Piso 8, Colinas de la California, Caracas 1071.
Mattel Argentina, S.A., Curupayti 1186, (1607) - Villa Adelina, Buenos Aires.
Mattel Colombia, S.A., calle 12347-07 P5, Bogotá.
Importado por: Mattel do Brasil Ltda., CNPJ: 54.558.002/0008-04 - Av. Tenente Marques, 1246 - Sala 02 - 2º Andar - 07770-000 - Polvinho - Cajamar - SP - Brasil.
Serviço de Atendimento ao Consumidor (SAC): 0800-550780 - sac@mattel.com

Protect the environment by not disposing of this product with household waste (2002/96/EC). Check your local authority for recycling advice and facilities (Europe only).
Protéger l'environnement en ne jetant pas ce produit avec les ordures ménagères (2002/96/CE). Consulter la municipalité pour obtenir des conseils sur le recyclage et connaître les centres de dépôt de la région.



N4673



ID: N4673-0820


This is what Elmo will say while you play • Voici ce que dira Elmo durant le jeu :

Hi! Elmo is so happy to see you!
Come give Elmo a big hug!
Ah... Elmo loves you, too!
Dance with Elmo!
Here we go!
Uh huh uh huh
Jazz hands!
Elmo has an itch on Elmo's back.
Can you help scratch it please?
Oh yeah
Wow
That's nice
Ah thank you
Ooh it went away!
Where did it go?
Elmo thinks it's time for a nap
See you later!
That tickled
Elmo's still very ticklish

Oop souse Elmo!
Oop Elmo's nose made a silly sound
What else does Elmo's nose do?
It rumbles!
Excuse Elmo
Did you take Elmo's nose?
Elmo knows it was here a minute ago
Elmo needs it back please
Uh... excuse Elmo
Ooh Elmo knows how to fix his nose
Ooh ahh that's much better!
Wanna hear something silly?
Tickle Elmo's belly
Wanna hear something silly?
Squeeze Elmo's nose
Hey! How 'bout a story
Tickle Elmo's foot!
Elmo wants to think of just the right story to tell you.

BIG BIRD'S BIRTHDAY • L'ANNIVERSAIRE DE BIG BIRD

It was Big Bird's birthday, and Grover wanted to surprise him with some music from his friends!
First, Elmo wanted to play the drums!
But Oscar was already playing the drums!
Then Elmo wanted to play the trombone.
So... what else can Elmo do?
But Cookie Monster was already playing the trombone.
Ooo ooo Elmo can play piano!
Aw... But Grover was already playing the piano.
So... what else can Elmo do?
Wait! Wait! Wait! Elmo knows!
Elmo can sing!
So the band started playing and Elmo sang.
Like this:
Happy bir-coough-!
Sorry, Elmo will try that again...
Happy birthday... To you (shoo-bee doobie do!)
Big bird was so happy
It was the best birthday surprise ever!



THE THREE PIGS • LES TROIS PETITS COCHONS


There were three little pigs who decided to go out and play.
Their mommy said, "Ahem..."
"Dear little pigs... just remember to have fun!"
The three little pigs went and built their houses side by side.
The first pig built a house out of macaroni...
The second pig made a house out of zucchini...
The third pig made a house out of pretzels.
One day, a big wolf came by and saw the houses.
He huffed,
And he puffed... And he tried to blow the houses down!
Like this!
The pigs came outside and asked the wolf: Why was he trying to blow the houses down?
The big wolf said... Ahem
"Your houses look delicious, and I want to eat them!"
So one pig said,
"Well, you could'a just said so!"
Then the three little pigs invited the wolf inside and they ate grilled cheese sandwiches!

2

BACK

TONGUE TWISTERS • VIRELANGUES

Will you help Elmo say a tongue twister?
Just say what Elmo says...
Elmo eats eggplant with Eleanor the elephant!
Snuffy smelled stinky shoes on Sesame Street!
Agam! Faster! Even faster!
Elmo hopes you said it better than Elmo!
Oh boy
Now Elmo knows why they call it a tongue twister!
Nothing like a nice pat on the back to make Elmo happy! Thank you!
Uh oh
Elmo fell down
Can you help Elmo up please?
Elmo thinks it's time for a nap
Elmo got so excited, he fell over!
Hmmm... Maybe Elmo will take a nap right here.
Comfy... This reminds Elmo of the word on the street...
The word on the street is... Horizontal!
Elmo thinks Elmo will just lie around for a while.
Talk amongst yourselves...
Wow! You are so strong! Thank you!
Ahh that's better!
Ahh thank you! Elmo's so lucky to have a friend like you.
You're Elmo's best friend!
Elmo's toes are so tickly!
That little piggy is very tickly!
You're tickling Elmo's toes!




JOKES • BLAGUES

Hey! Elmo has a funny joke for you!
How do you make a skunk stop smelling?
Finch his nose!
Where do cows like to go on Saturday night?
To the mooovies!
Why do birds fly south for the winter?
Because it's too far to walk!
Why did the boy say moo?
Because he was a cow boy.
Boy... Cowboy... Get it? Nevermind.
What do you say at a cow's birthday party?
Happy birthday to moo.
Why did the tiger go to the dentist?
To get his teeth cleaned!
Why else would a tiger go to the dentist?
Get it? Is this mic on?
Maybe Elmo should wear a funny hat when he tells that one.
Maybe Elmo needs some new jokes...
Elmo's here every day!
Get it...? Elmo doesn't.
Who writes this stuff?

3

ELMO'S WORLD SONG • CHANSON «ELMO'S WORLD»

It's time for Elmo's favorite song!
If you know the words, sing with Elmo!
La la la la
La la la la
Elmo's world
La la la la
La la la la
Elmo's world
Elmo loves his girlfriend
His cryones too
That's Elmo's world!
SUNNY DAYS SONG • CHANSON «SUNNY DAYS»
This song is all about where Elmo lives!
Ah 1, 2, 3, 4!
Sunny days
Sweeping the clouds away
On Elmo's way
To where the air is sweet
Can you tell Elmo how to get?
How to get to Sesame Street
Come and play
Everything's a-ok!
Friendly neighbors there
That's where we meet
Can you tell Elmo how to get
How to get to Sesame Street
How to get to Sesame Street
How to get to Sesame Street
Come on!
Hey, come closer to Elmo please...
Elmo has something important to tell you...
Can you hear Elmo?
Elmo just wanted to say that Elmo loves you.
Mmm hmmm
Kiss kiss...
Elmo's got a frog in his throat... Look!
Can you see it?
Elmo feels a sneeze coming on!
Oop! Oh boy...
Ahh... ahh...
False alarm...
Achoo!
Whoohoochoo!
Big sneeze!



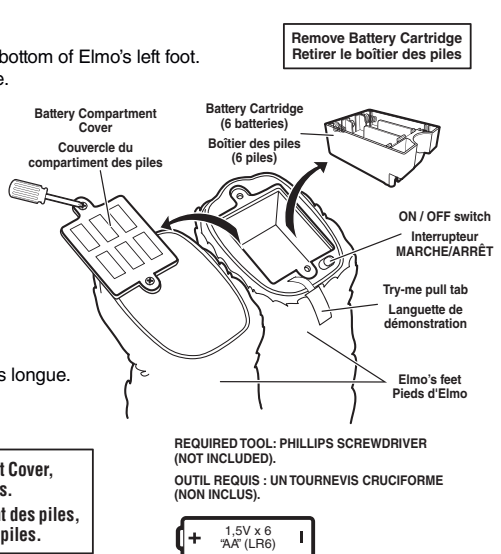
BATTERY SAVE MODE • MODE DE PRÉSERVATION DES PILES

NOTE: If Elmo is not played with for a while he will yawn and go to sleep to preserve battery life. Press any of the activation points to resume play.
REMARQUE : Si Elmo n'est pas utilisé pendant un certain temps, il bâillera et s'éteindra automatiquement afin de préserver les piles. Appuyez sur un des points d'activation pour reprendre le jeu.

4

BATTERY REPLACEMENT • REMPLACEMENT DES PILES

IMPORTANT: Requires 6 "AA" (LR6) batteries.
Unscrew and lift the battery compartment cover from the bottom of Elmo's left foot.
Replica batteries as indicated inside the battery cartridge.
Batteries included are for demonstration purposes only.
For longer life use only alkaline batteries.
Do not connect the toy to more than the recommended number of power supplies.
IMPORTANT - Fonctionne avec 6 piles AA (LR6).
Dévisser et retirer le couvercle du compartiment des piles situé sous le pied gauche d'Elmo.
Remplacer les piles comme indiqué à l'intérieur du boîtier des piles.
Les piles incluses sont uniquement destinées à l'essai du jouet.
Utiliser seulement des piles alcalines pour une durée plus longue.
Ne pas brancher le produit à plus de sources d'alimentation que le nombre recommandé.



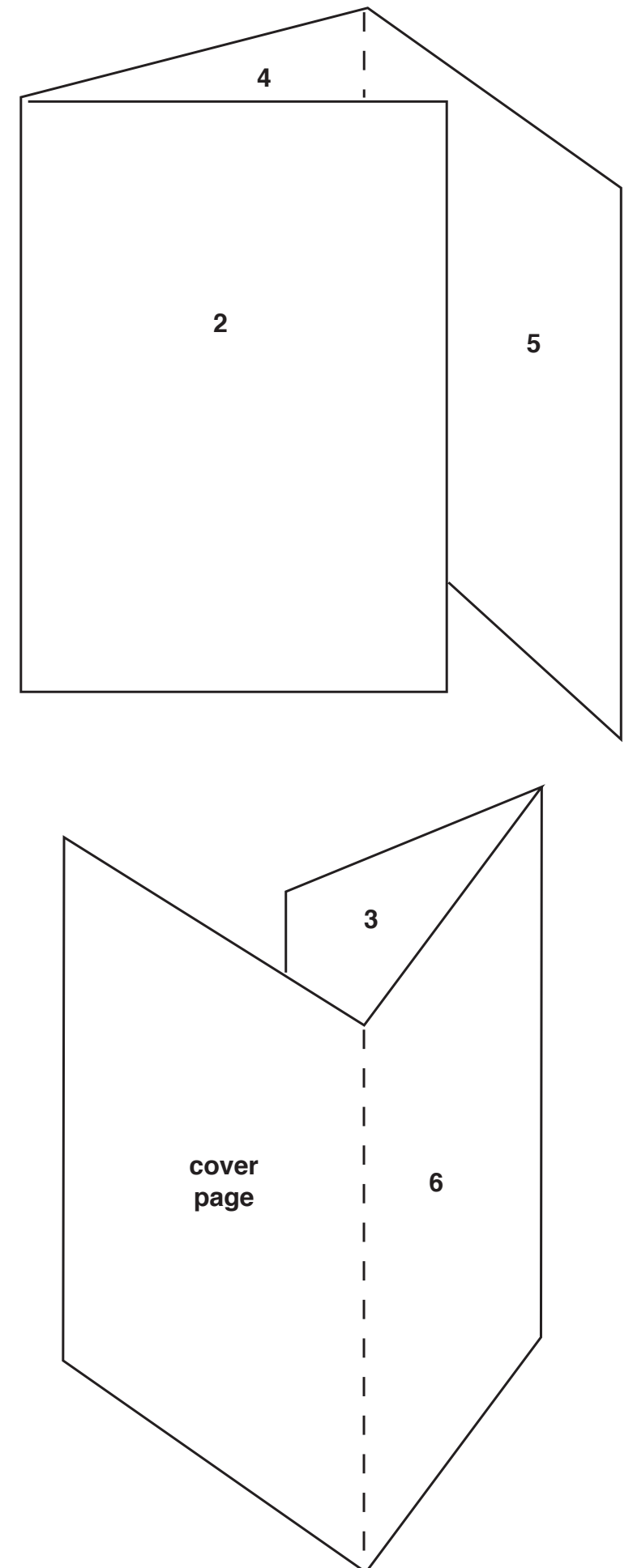
IMPORTANT: Once you have removed the Battery Compartment Cover, lift the Battery Cartridge out of the foot to replace all 6 batteries.
IMPORTANT : Après avoir enlevé le couvercle du compartiment des piles, retirez le boîtier des piles hors du pied afin de remplacer les 6 piles.

BATTERY SAFETY INFORMATION
In exceptional circumstances batteries may leak fluids that can cause a chemical burn injury or ruin your toy (product). To avoid battery leakage:
• Non-rechargeable batteries are not to be recharged.
• Rechargeable batteries are to be removed from the product before being charged (if designed to be removable).
• Rechargeable batteries are only to be charged under adult supervision (if designed to be removable).
• Do not mix alkaline, standard (carbon-zinc), or rechargeable (nickel-cadmium) batteries.
• Do not mix old and new batteries.
• Only batteries of the same or equivalent type as recommended are to be used.
• Batteries are to be inserted with the correct polarity.
• Exhausted batteries are to be removed from the product.
• The supply terminals are not to be short-circuited.
• Dispose of battery(ies) safely.
• Do not dispose of this product in a fire. The batteries inside may explode or leak.

MISES EN GARDE AU SUJET DES PILES
Lors de circonstances exceptionnelles, des substances liquides peuvent s'écouler des piles et provoquer des brûlures chimiques ou endommager le jouet. Pour éviter tout écoulement des piles :
• Ne pas recharger des piles non rechargeables.
• Les piles rechargeables doivent être retirées du produit avant d'être rechargées (en cas de piles amovibles).
• En cas d'utilisation de piles rechargeables, celles-ci ne doivent être chargées que par un adulte (en cas de piles amovibles).
• Ne pas mélanger des piles alcalines, standard (carbone-zinc) ou rechargeables (nickel-cadmium).
• Ne jamais mélanger des piles usées avec des piles neuves.
• N'utiliser que des piles du même type que celles recommandées, ou des piles équivalentes.
• Veiller à bien respecter le sens des polarités (+) et (-), et toujours suivre les indications des fabricants du jouet et des piles.
• Toujours retirer les piles usées du produit.
• Ne pas court-circuiter les bornes des piles.
• Jeter les piles usées dans un conteneur réservé à cet usage.
• Ne pas jeter le produit au feu. Les piles incluses pourraient exploser ou couler.

- THIS CLASS B DIGITAL APPARATUS COMPLIES WITH CANADIAN ICES-003.
• Operation is subject to the following two conditions: (1) this device may not cause interference, and (2) this device must accept any interference, including interference that may cause undesired operation of the device.
- CET APPAREIL NUMÉRIQUE DE LA CLASSE B EST CONFORME À LA NORME NMB-003 DU CANADA.
• L'utilisation de ce produit est sujette aux conditions suivantes: (1) il ne doit pas produire de brouillage et (2) il doit pouvoir tolérer tout brouillage reçu, même si ce brouillage est susceptible de compromettre son fonctionnement.

5



Folding method

Item No : N4673-0820
Version : English/Canadian French
Size : 17.5" x 8.26"
Paper : Woodfree paper 80 gm
Color : Black
Date : 4/13/2009